



Fire Rated Access Doors
ACC-FR120




At Gerhman we are driven by a strong desire to continuously generate improvements. We do that by developing products and systems that are easy to use and energy efficient, together with industry-leading knowledge, support, logistics and efficient availability.



gerhman.com

Fire Rated Access Doors

ACC-FR120



ACC-FR120 Series 2 hour fire-rated access panels for walls and ceilings include the following features:

Product Features

- For all types of walls and ceilings
- 1 and 2 hour fire rated
- 50 mm fire rated insulated door panel

Finish

- As standard all doors are powder coated in white RAL Number 9010 with 20% gloss. Black and other addition colours are available to order (please call to discuss) or access panels can be over painted on site if required.

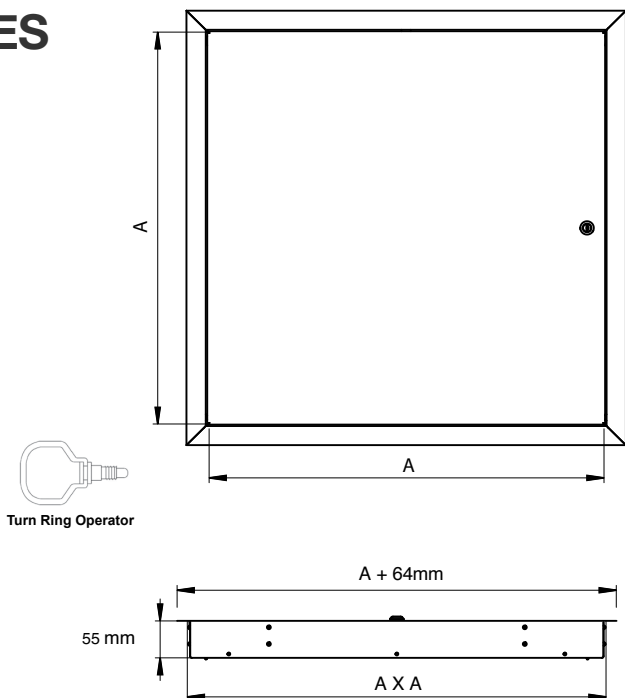
Mounting

- Make sure the door opens and closes properly and does not stick before finally securing the door.
- Make sure the wall or ceiling is strong enough for fitting the door.

STANDARD AVAILABLE SIZES

Special sizes available upon request.

| Nominal Door Size AxA (mm) | Latches | Weight (Kg) |
|----------------------------|---------|-------------|
| 200x200 | 1 | 2,8 |
| 250x250 | 1 | 3,7 |
| 300x300 | 1 | 4,4 |
| 350x350 | 1 | 5,6 |
| 400x400 | 1 | 7,1 |
| 450x450 | 1 | 8,3 |
| 600x600 | 1 | 13,7 |
| 600x900 | 2 | 20,1 |
| 600x1200 | 2 | 24,9 |
| 900x900 | 2 | 26,8 |
| 900x1200 | 2 | 34,2 |



Installation

ACC-FR120

Before using the wall/ceiling door

- Check the wall/ceiling door after delivery and before it is used the first time to see the condition and operation of all parts.
- Check the floor door through visually for damage and safe use at the start of each working day on which the floor door is to be used.
- Please note that in ceiling applications, the cover will fold downwards when opened. Wear personal protective equipment and ensure that there are no objects or other persons in the path of the cover as it folds out.
- For professional users, a regular inspection by a suitably qualified person is required (Health and Safety law).

Fitting the wall/ceiling door

- Make sure the Wall or ceiling is strong enough for fitting.
- Adjust the structure where necessary.

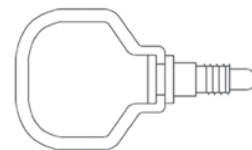
Repair and maintenance

- A Wall /ceiling door will only work properly if the door and frame are regularly cleaned. Anysoiling or dirt will affect its performance.
- Always use original Gerhman spare parts.

Annual check and maintenance

Open the wall/ceiling door and clean it. Lubricate the hinge points and automatic cylinder with a lubricant (e.g. silicone-based).

Latches



Turn Ring Operator



Fire Rated Access Doors

ACC-FR120



• +90 0850 303 4766



• info@gerhman.com



• gerhman.com